

A close-up photograph of a woman's face on the left side, blowing out several lit candles on a birthday cake. The candles are in various colors and patterns, including pink and white stripes, yellow and white stripes, blue and white stripes, and green and white stripes. The cake is decorated with pink frosting swirls. The background is dark, making the candles and the woman's face stand out.

JEESPERSE CPW Series Cold Process Waxes

 **JEEN** INTERNATIONAL
CORPORATION

24 Madison Road
Fairfield, NJ 07004 USA
Tel 973-439-1401
Fax 973-439-1402
Email - info@jeen.com
www.jeen.com

YOU CAN COUNT ON US!!!

**Patent
Pending**

JEESPERSE Cold Process Wax



Mixing and dispersing of all JEESPERSE® CPW Blends in cold water is quick and easy!

JEESPERSE® CPW Products

• Emulsifying Wax:

- **Jeesperse® CPW-SG2020LV** (Cetearyl Alcohol, Ceteareth-20, Glyceryl Stearate, Stearic Acid, Acrylates/C10-30 Alkyl Acrylate Copolymer)
- **Jeesperse® CPW-P** (Cetearyl Alcohol, Sodium Polyacrylate, Polysorbate 60)
- **Jeesperse® CPW-EW1LP** (Stearic Acid, Ceteareth-20, Cetearyl Alcohol, Sodium Polyacrylate)
- **Jeesperse® CPW-GCS** (Cetearyl Alcohol, Stearic Acid, Glyceryl Stearate, PEG-100 Stearate, Sodium Polyacrylate)
- **Jeesperse® CPW-CG** (Cetyl Alcohol, Sodium Polyacrylate, Glyceryl Stearate, Caprylic/Capric Triglyceride)
- **Jeesperse® CPW-CG-T** (Cetyl Alcohol, Sodium Acrylate/Sodium Acryloyl Dimethyl Taurate Copolymer, Glyceryl Stearate, Caprylic/Capric Triglyceride)

- ✓ Waxes that can be used in this type of CPW are fatty acids, fatty alcohols and emulsifying waxes. Please refer to the INCI's.
- ✓ These emulsifying waxes are commonly used in the industry. CPW blends will yield a preferred viscosity when used at 10%. Those containing Stearic Acid require neutralization (1% TEA or other neutralizer), mixing neutralizer in water prior to dispersing CPW will expedite the process.

• 100% Natural CPW

- **Jeesperse® CPWN-SUN CARRA** (Helianthus Annuus (Sunflower) Seed Wax, Carrageenan, and Caprylic/Capric Triglyceride)
- **Jeesperse® CPWN-SUN GUAR** (Helianthus Annuus (Sunflower) Seed Wax, Cyamopsis Tetragonoloba (Guar) Gum, and Caprylic/Capric Triglyceride)
- **Jeesperse® CPWN-NaALGIN** (Helianthus Annuus (Sunflower) Seed Wax, Sodium Alginate and Capric / Caprylic Triglyceride)

• Wax:

- **Jeesperse® CPW-2** (Polyethylene, Sodium Polyacrylate)
- **Jeesperse® CPW-3** (Polyethylene, Sodium Polyacrylate)
- **Jeesperse® CPW-5** (Polyethylene, Sodium Polyacrylate)
- **Jeesperse® CPW-B** (Beeswax Yellow, Sodium Polyacrylate)
- **Jeesperse® CPW-BC** (Theobroma Cacao (Cocoa) Seed Butter, Beeswax Yellow, Sodium Polyacrylate)
- **Jeesperse® CPW-S** (Helianthus Annuus (Sunflower) Seed Wax, Sodium Polyacrylate)

• Specialty CPW Blends

- **Jeesperse® CPW-2-Crosspolymer-G** (Polyethylene, Sodium Polyacrylate, Dimethicone/Divinylidimethicone/Silsesquioxane Crosspolymer)
- **Jeesperse® CPW-2-PVPK-30** (Polyethylene, Polyvinylpyrrolidone, Sodium Polyacrylate)

- ✓ Combinations of waxes, both emulsifying and traditional can be used together in the same formulation. CPW's are all compatible
- ✓ Mixing of CPW's will provide a new texture and feel. For example, use Jeesperse CPW-P and Jeesperse CPW-2 and see what unique results are achieved.

JEESPERSE® CPW Manufacturing Benefits

- Reduce Energy Costs, Conserve Water, Save Time
 - Manufacturing CPW emulsions requires one mixing vessel. CPW emulsions don't require heating so therefore no cooling is necessary.
- Heat sensitive materials, such as active ingredients are safe in CPW prepared emulsions.
- Volatile Oils become more of an option when heating is taken out of the manufacturing process.

Typical Ways of Incorporating CPW into Formulations

- Add 5 – 10% of CPW to water while mixing, as products disperse mixing speed should be increased. Depending on each CPW and the % used, the viscosity of these emulsions will have a range of 35,000 – 150,000 cps.
- You may add 1 – 4% of any CPW to your already existing product. Viscosity will increase and the texture of your formula will be different.

Experimental Observations Using JEESPERSE® CPW

- If heat is required for your formulation to incorporate non wax ingredients, using JEESPERSE® CPW will allow for lower manufacturing temperatures. The use of high heat to melt typical waxes is no longer needed, however, CPW will work at any temperature.
- A higher level of CPW will yield a higher viscosity “hydrogel” which may require higher mixing speeds, or homogenization to fully disperse the gel. To fully disperse the wax, ‘you need to keep the gel moving’.
- Water dispersible gums can be used in CPW “hydrogels”. Addition of Xanthan or cellulose gums can be used to change the texture and feel of the finished product.
- Addition of hydrophilic and/or lipophilic phases can reduce viscosity.
- Due to the fact that CPW-GCS and CPW-EW1-LP contain Stearic Acid, neutralization is required. The neutralizer should be mixed in the water before the addition of the CPW. This will build viscosity quicker than adding neutralizer later in the formulation.
- All CPW's are compatible with most “oil phase” ingredients. Such as, silicone oils, silicone gums, natural oils, esters, and synthetic oils.
- Aqueous phase ingredients (such as salt) can pose a challenge. Problems may arise when ingredients that disrupt the gelling properties of the Sodium Polyacrylate are used. Sodium Polyacrylates will not work in acidic conditions and high amounts of electrolytes can also cause problems.
- Coming soon: salt tolerant CPW.

Emulsifier Impacts

- Our experiments using 10% of a CPW indicate that an additional 10% of an oil phase will yield a stable emulsion **without** the use of an emulsifier.
- No emulsifier is needed unless the oil phase is increased. A higher level of oil phase may require the addition of an emulsifier. The CPW is mostly comprised of wax. This needs to be accounted for when calculating levels of the oil phase in an emulsion.
- An addition of a liquid emulsifier of your choice will have an increased impact on viscosity and will change the feel of your final product.

Observations in the lab indicate that the addition of an emulsifier can increase the viscosity of the gel. An example can be found in Jeen's formulary. Foundation J8-72. This formula contains 1.5% of CPW-2. This alone would yield a low viscosity cream. The pigment dispersion used in this formula contains a silicone emulsifier is a vehicle. During the addition of this emulsifier a viscosity increase is noticed.

Faster Development Approach

Use CPW to evaluate ingredients for texture and stability.

- * Make a Kilogram of a CPW base.
- * Split the batch into desired increments. Make twenty 50 gram samples.
- * Add any ester, oil, silicone oil, silicone polymers, any ingredient can be used.
- * There are now 20 samples that can be evaluated for texture, and even stability.
- * Evaluate the ingredients individually or as blends.
- * CPW can speed up your development time.

The solubility of ingredients can be easily determined when using CPW. Heating to liquids can increase solubility. Once this blend cools down solubility is decreased and the ingredients may in fact be insoluble. Traditionally emulsions are made at an elevated temperature and therefore solubility of ingredients is increased. Since CPW emulsions are made at room temperature solubility issues will be quite evident sooner than later.

Future Developments

- Future CPW's can be made with Carbomers. This too, would need a neutralizer.
- Jeesperse® CPW's that are salt tolerant and will have a wider pH range acceptability will be offered to reduce issues mentioned in the previous statement.
- Possible blends which can include PVP's, pigments, mica, etc.
- A CPW can be made which contains Sodium Polyacrylates, wax, PVP-K30, and Black Iron Oxide. Add a film former and you have created a mascara. Change the color and it can be an eye shadow, blush, or a foundation.
- If you add an ingredient and that ingredient does not seem to disperse properly. Give Jeen a call. We can possibly resolve these issues by making a customized CPW. This CPW will now include the "difficult ingredient" as part of the blend. This not only gives you the ability to use the ingredient but it makes it possible to add the ingredient to the hydro gel made with the customized blend. We believe that the ingredient becomes part of the CPW matrix and will increase solubility of the "difficult ingredient".

Customizable CPW Blends available upon request!

Formulating with JEESPERSE® Products:
 Featuring: JEESPERSE® CPWN Series - 100% Natural
 (Patent Pending)



JEESPERSE® Series! JEEN's New Cold Process Wax

Product Description

Cosmetic & Personal Care Applications

Suggested Formulation

JEESPERSE® CPWN-SUN CARRA

INCI: Helianthus Annuus
 (Sunflower) Seed Wax, Carrageenan,
 and Caprylic/Capric Triglyceride

JEESPERSE® CPWN-SUN GUAR

INCI: Helianthus Annuus
 (Sunflower) Seed Wax, Cyamopsis
 Tetragonoloba (Guar) Gum, and
 Caprylic/Capric Triglyceride

JEESPERSE® CPWN-NaALGIN

INCI: Helianthus Annuus
 (Sunflower) Seed Wax, Sodium
 Alginate and Capric / Caprylic
 Triglyceride

Melt point range: 65 - 80°C
 (Tentative)

Enhance your Natural Formulations using 100% Natural Cold Process Waxes. Deliver Sunflower Wax to your formula with Jeesperse® CPWN products. You choose Carrageenan, Guar Gum or Sodium Alginate as your 100% natural polarity inducer. These thickening agents derived from beans or algae, will deliver Sunflower Wax directly to water without the use of heat. Add these natural ingredients over the top of an emulsion to change the feel and texture of your final product. Stay Green, Stay Natural, the cool way!

- All emulsions
- Cosmetics
- Skin Care
- Sprayable Lotion to a Souffle like texture

Recommended Use Levels:
 0.1%-15%

Benefits:

- Improve Stability
- Hydrates quickly
- Enhanced Textures
- Thicken last and improve development of colors
- Cold Process Wax
- Amplify the texture and feel of your product
- Emulsifying Wax

Product Specifications:
 Appearance @ 25°C
 White Powder

General Handling and Storage:

- Store in Clean Dry Area
- Ambient Room Temperature

Standard Packaging:
 40 lb Bags (18.2 kg)



Jeesperse® CPWN-Sun Carra
 &
 Jeesperse® CPWN- Sun Guar
 (Patent Pending)
 Natural Hydrogel Lotion
 Formulation J12- 55/J12-55A

Phase	Ingredients	INCI Nomenclature	J12-55A %	J12-55 %
A	Deionized Water	Water	75.0	75.0
A	Jeesperse® CPW-S	Helianthus Annuus (Sunflower) Seed Wax, Sodium Polyacrylate	6.0	6.0
A	Shea Butter	Shea (Butyrospermum Parkii) Butter	5.0	5.0
A	Safflower Oil	Carthamus Tinctorius (Safflower) Seed Oil	2.0	2.0
A	Coconut Oil	Cocos Nucifera (Coconut) Oil	5.0	5.0
B	Jeechem® CTG	Caprylic / Capric Triglyceride	5.0	5.0
B	Jeeicide® CAP-5	Phenoxyethanol, Caprylyl Glycol, Potassium Sorbate, Water, Hexylene Glycol	1.0	1.0
B	Jeesperse® CPWN-Sun Carr	Helianthus Annuus (Sunflower) Seed Wax, Carrageenan, and Caprylic/Capric Triglyceride	1.0	X
B	Jeesperse® CPWN-Sun Guar	Helianthus Annuus (Sunflower) Seed Wax, Cyamopsis Tetragonoloba (Guar) Gum, and Caprylic/Capric Triglyceride		1.0

Procedure:

- 1.) Mix Phase A at room temperature
- 2.) Add Phase B until homogenous

Formulating with JEESPERSE® Products:
 Featuring: JEESPERSE® CPW-B (Patent Pending)



JEESPERSE® Series! JEEN's New Cold Process Wax

Product Description

JEESPERSE® CPW-B

INCI: Beeswax Yellow, Sodium Polyacrylate

Melt point range: 50 - 60°C
 (Tentative)

Stabilize your emulsions while enhancing sensorial aesthetics. JEESPERSE® CPW's will thicken oil and water phases at the same time. The Beeswax will aid in film forming, substantivity, conditioning properties and aid in emulsion stability. A natural wax which disperses in water. This unique blend allows you to add waxes to water without heating. The water absorbing properties of the Sodium Polyacrylate allows for the development of very unique textures. A synergy you can see and feel. Add some to your emulsions and feel the difference.

Cosmetic & Personal Care Applications

- All emulsions
- Cosmetics
- Skin Care
- Lotion to a Souffle like texture

Recommended Use Levels:
 1%-15%

Benefits:

- Improve Stability
- Hydrates quickly
- Enhanced Textures
- Thicken and improve development of colors
- Cold Process Wax
- Change the texture and feel of your product
- Natural Wax

Product Specifications:

Appearance @ 25°C
 White to Light Tan Powder

General Handling and Storage:

- Store in Clean Dry Area
- Ambient Room Temperature

Standard Packaging:

40 lb Bags (18.14 kg)

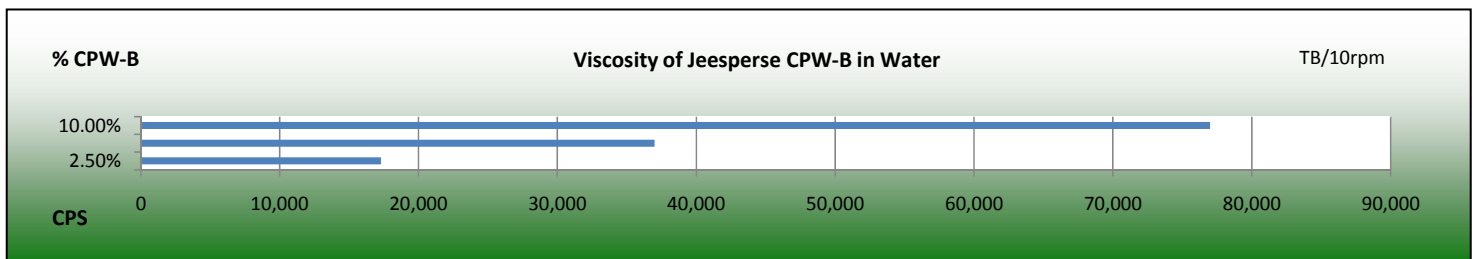
Suggested Formulation

Jeesperse® CPW-B Cool Cream
 (Patent Pending)
 Formulation J9-76B NJM

Phase	Ingredients	INCI Nomenclature	%
A	DI.Water	Distilled water	76.0
A	Jeesperse® CPW-B	Beeswax Yellow, Sodium Polyacrylate	7.0
B	Mineral Oil	Mineral Oil	4.0
B	Jeechem® IPM	Isopropyl Myristate	2.0
B	Jeesilc® PDS-350	Dimethicone	3.0
B	Glycerine 99%	Glycerine	5.0
B	Sweet Almond Oil	Prunus Amygdalus Dulcis(Sweet Almond Oil)	1.0
B	Avocado Oil	Persea Gratissima (Avocado) Oil	1.0
B	Jeecide® G-II	Propylene Glycol, Diazolidinyl Urea, Methyl Paraben, Propyl Paraben	1.0

Procedure:

- 1.) Mix Phase A at room temperature
- 2.) Add Phase B until homogenous



You Can Count On Us!..... Clearly your choice for Specialty Polymers.....

Formulating with JEESPERSE® Products:
 Featuring: JEESPERSE® CPW-BC (Patent Pending)



JEESPERSE® Series! JEEN's New Cold Process Wax

Product Description

JEESPERSE® CPW-BC

INCI: Theobroma Cacao (Cocoa) Seed Butter, Sodium Polyacrylate, Yellow Beeswax

Melt point range: 35 - 50°C
 (Tentative)

Stabilize your emulsions while enhancing sensorial aesthetics. JEESPERSE® CPW's will thicken oil and water phases at the same time. The Beeswax will aid in film forming, substantivity, conditioning properties and aid in emulsion stability. A natural wax which disperses in water. This unique blend allows you to add waxes to water without heating. The water absorbing properties of the Sodium Polyacrylate allows for the development of very unique textures. A synergy you can see and feel. Add some to your emulsions and feel the difference.

Cosmetic & Personal Care Applications

- All emulsions
- Cosmetics
- Skin Care
- Lotion to a Souffle like texture

Recommended Use Levels:
 1%-15%

Benefits:

- Improve Stability
- Hydrates quickly
- Enhanced Textures
- Thicken and improve development of colors
- Cold Process Wax
- Change the texture and feel of your product
- Natural Wax

Product Specifications:

Appearance @ 25°C
 White to Light Tan Paste

General Handling and Storage:

- Store in Clean Dry Area
- Ambient Room Temperature

Standard Packaging:

40 lb Pail (18.14 kg)

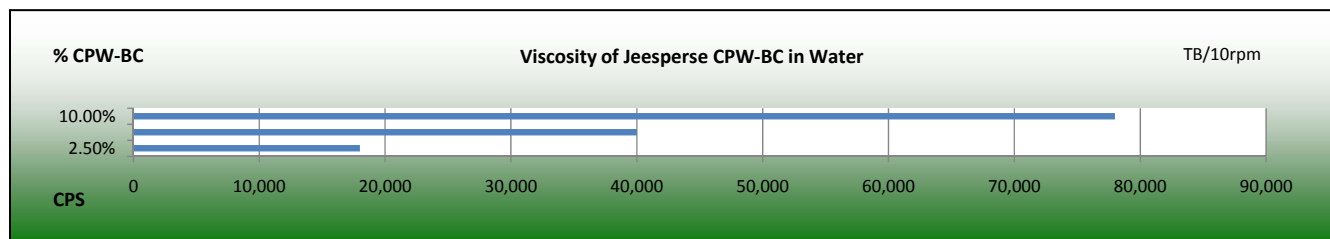
Suggested Formulation

Jeesperse® CPW-BC Cool Cream
 (Patent Pending)
 Formulation J9-78 NJM

Phase	Ingredients	INCI Nomenclature	%
A	DI.Water	Distilled water	74.0
A	Jeesperse® CPW-BC	Theobroma Cacao (Cocoa) Seed Butter, Beeswax Yellow, Sodium Polyacrylate	10.0
B	Mineral Oil	Mineral Oil	4.0
B	Sweet Almond Oil	Prunus Amygdalus Dulcis (Sweet Almond) OIL	1.0
B	Jeesilc® PDS-350	Dimethicone	3.0
B	Glycerine 99%	Glycerine	2.0
B	Avocado Oil	Persea Gratissima(Avocado) OIL	1.0
B	Jeechem® IPM , NF	Isopropyl Myristate	2.0
B	Jeecide® G-II	Propylene Glycol, Diazolidinyl Urea, Methyl Paraben, Propyl Paraben	1.0
B	Biopeptide SC	Saccharomyces/ Selenium Ferment	1.0
B	Glucan MC	Beta Glucan	1.0

Procedure:

- 1.) Mix Phase A at room temperature
- 2.) Add Phase B until homogenous



You Can Count On Us!..... Clearly your choice for Specialty Polymers.....

Formulating with JEESPERSE® Products:
 Featuring: **JEESPERSE® CPW-S (Patent Pending)**



JEESPERSE® Series! JEEN's New Cold Process Wax

Product Description

JEESPERSE® CPW-S

INCI: *Helianthus Annuus*
 (Sunflower) Seed Wax,
 Sodium Polyacrylate

Melt point range: 65 - 80°C
 (Tentative)

Stabilize your emulsions while enhancing sensorial aesthetics. JEESPERSE® will thicken oil and water phases at the same time. The Sunflower Wax will aid in film forming, substantivity, conditioning properties and aid in emulsion stability. This unique blend allows you to add waxes to water without heating. The water absorbing properties of the Sodium Polyacrylate allows for the development of very unique textures. A synergy you can see and feel. Add some to your emulsions and feel the difference.

Cosmetic & Personal Care Applications

- All emulsions
- Cosmetics
- Skin Care
- Lotion to a Souffle like texture

Recommended Use Levels:
 1%-15%

Benefits:

- Improve Stability
- Hydrates quickly
- Enhanced Textures
- Thicken and improve development of colors
- Cold Process Wax
- Amplify the texture and feel of your product
- Natural Wax

Product Specifications:
 Appearance @ 25°C
 White to Light Tan Powder

General Handling and Storage:

- Store in Clean Dry Area
- Ambient Room Temperature

Standard Packaging:
 40 lb Bags (18.14 kg)

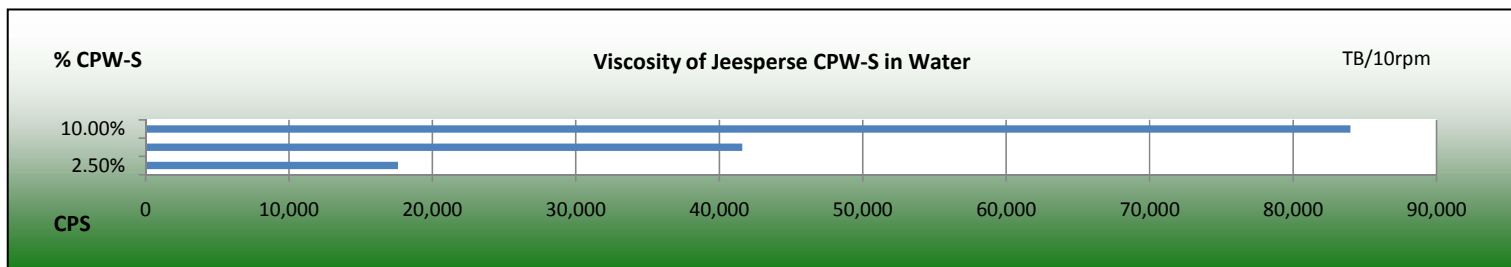
Suggested Formulation

Jeesperse® CPW-S Velvet Primer
 (Patent Pending)
 Formulation J9-25C

Phase	Ingredients	INCI Nomenclature	%
A	DI Water	Distilled water	75.0
A	Jeesperse® CPW-S	Helianthus Annuus (Sunflower) Seed Wax, Sodium Polyacrylate	6.00
B	Jeelux® D2T Aqua Base	Polyethylene, Dimethicone, Cetyl PEG/PPG-10 Dimethicone, Isohexadecane, Triisostearyl Citrate, Bis-Vinyl Dimethicone/Dimethicone Copolymer	7.00
B	Jeechem® CTG	Caprylic / Capric Triglyceride	10.0
B	Jeesilc® DS-8	PEG-8 Dimethicone	1.00
B	Jeecide® CAP-5	Phenoxyethanol, Caprylyl Glycol, Potassium Sorbate, Water, Hexylene Glycol	1.00

Procedure:

- 1.) Mix Phase A at room temperature
- 2.) Add Phase B until homogenous



You Can Count On Us!..... Clearly your choice for Specialty Polymers.....

Formulating with JEESPERSE® Products:
 Featuring: **JEESPERSE® CPW-SG2020LV**
 (Patent Pending)



JEESPERSE® Series! JEEN's New Cold Process Wax

Product Description

JEESPERSE® CPW-SG2020LV

INCI: Cetearyl Alcohol, Ceteareth-20, Glyceryl Monostearate, Stearic Acid, Acrylates/C10-30 Alkyl Acrylate Copolymer

Melt point range: 38.0 - 48.0 C
 (Tentative)

Jeesperse® CPW-SG2020LV will mix with cold water to create stable emulsions. This CPW tolerates high electrolyte systems! It can be used in surfactant systems and Hydroalcohol systems. Cold Process Wax will thicken oil and water phases at the same time. This CPW can be used in applications with a neutral pH. Using CPW-SG2020LV will aid in suspension, film forming, substantivity, conditioning properties and aid in emulsion stability. Create low viscosity or high viscosity emulsions. A synergy you can see and feel. Create the next generation of emulsions made simply without heat. Use one vessel and add water, CPW-SG2020LV, and mix. Then add oil and water phases.

Cosmetic & Personal Care Applications

- All emulsions
- Cosmetics
- Skin Care
- Sprayable Lotion to a Souffle like texture

Recommended Use Levels:
 0.1%-15%

Benefits:

- Improve Stability
- Hydrates quickly
- Enhanced Textures
- Thicken last and improve development of colors
- Cold Process Wax
- Amplify the texture and feel of your product
- Emulsifying Wax

Product Specifications:

Appearance @ 25°C
 White Powder

General Handling and Storage:

- Store in Clean Dry Area
- Ambient Room Temperature

Standard Packaging:

40 lb Bags (18.2 kg)

Suggested Formulation

Jeesperse® CPW-SG2020LV
 (Patent Pending)
Lotion
Formulation J10-62JM

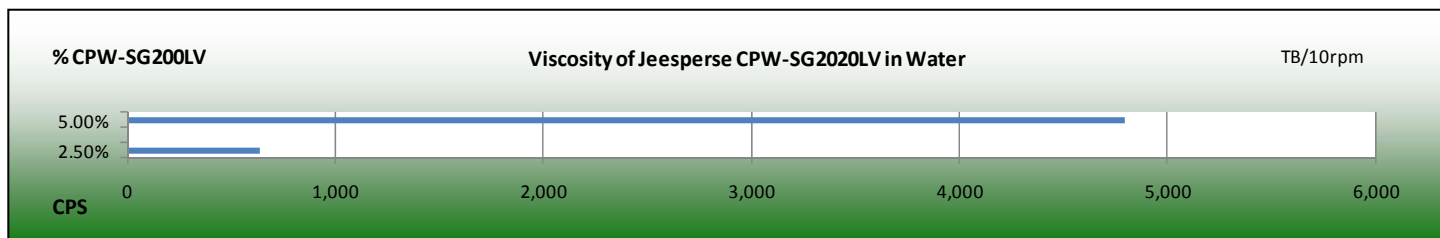
Phase	Ingredients	INCI Nomenclature	%
A	Deionized Water	Water	84.0
A	TEA 99%	Triethanolamine	1.0
B	Jeesperse CPW-SG2020LV	Cetearyl Alcohol, Ceteareth-20, Glyceryl Monostearate, Stearic Acid, Acrylates/C10-30 Alkyl Acrylate Copolymer	8.0
C	Jeechem IPP NF	Isopropyl Palmitate	1.0
C	Mineral Oil	Mineral Oil	2.0
C	Jeeicide GII	Propylene Glycol, Diazolidinyl Urea, Methyl Paraben, Propyl Paraben	1.0
C	Glycerin 99%	Glycerin	3.0

Procedure:

- 1.) Mix Phase A at room temperature
- 2.) Add Phase B until homogenous

Formulation Hint:

Add your neutralizing agent to the water phase prior to adding Jeesperse® CPW-GCS to obtain the highest viscosity, shortest processing time and the most efficient emulsification.



You Can Count On Us!..... Clearly your choice for Specialty Polymers.....

Formulating with JEESPERSE® Products:
 Featuring: JEESPERSE® CPW-P (Patent Pending)



JEESPERSE® Series! JEEN's New Cold Process Wax

Product Description

JEESPERSE® CPW-P

INCI: Cetearyl Alcohol,
 Sodium Polyacrylate, Polysorbate 60

Melt point range: 48.0-52.0 C
 (Tentative)

Jeesperse CPW-P will mix with cold water to aid in creating stable emulsions. Cold Process Wax will thicken oil and water phases at the same time. The Wax will aid in film forming, substantivity, conditioning properties and aid in emulsion stability. The water swelling properties of the Sodium Polyacrylate allows for the development of very unique textures. A synergy you can see and feel. Add some to your emulsions and feel the difference. Create the next generation of emulsions made simply without heat. Use one vessel and add water, CPW-P, and mix. Then add oil and water phases. CPW-P should be used in conjunction with other emulsifiers, CPW emulsifying waxes, and/or other CPW Waxes. On its own, it will not create a stable emulsion due to its low viscosity.

Cosmetic & Personal Care Applications

- All emulsions
- Cosmetics
- Skin Care
- Lotion to a Souffle like texture

Recommended Use Levels:
 1%-15%

Benefits:

- Improve Stability
- Hydrates quickly
- Enhanced Textures
- Thicken and improve development of colors
- Cold Process Wax
- Amplify the texture and feel of your product
- Emulsifying Wax

Product Specifications:

Appearance @ 25°C
 White to Light Tan Powder

General Handling and Storage:

- Store in Clean Dry Area
- Ambient Room Temperature

Standard Packaging:

40 lb Bags (18.14 kg)

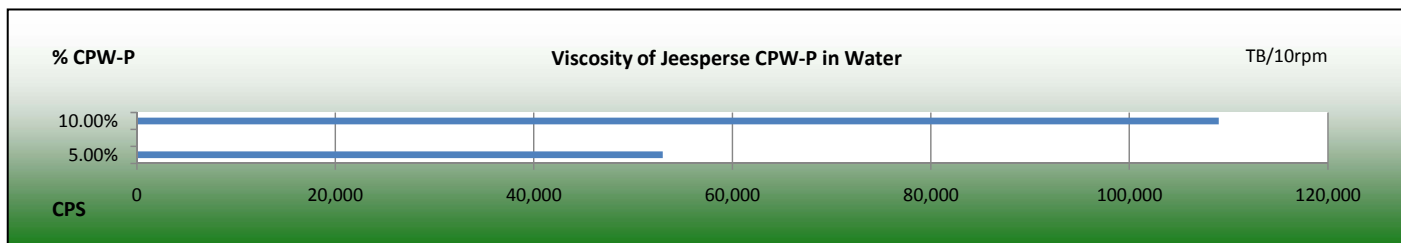
Suggested Formulation

Jeesperse® CPW-P Lotion
 (Patent Pending)
 Formulation J9-55NJM

Phase	Ingredients	INCI Nomenclature	%
A	DI Water	Distilled water	80.0
A	Jeesperse® CPW-P	Cetearyl Alcohol, Sodium Polyacrylate, Polysorbate 60	7.00
B	Jeesilc® DMBF Aqua Base	Dimethicone (and) Cetyl PEG/PPG-10/1 Dimethicone (and) Bis-Vinyl Dimethicone/Dimethicone Copolymer	10.0
B	Jeesilc® PDS-10	Dimethicone	2.00
B	Jeecide® CAP-5	Phenoxyethanol, Caprylyl Glycol, Potassium Sorbate, Water, Hexylene Glycol	1.00

Procedure:

- 1.) Mix Phase A at room temperature
- 2.) Add Phase B until homogenous



You Can Count On Us!..... Clearly your choice for Specialty Polymers.....

Formulating with JEESPERSE® Products:
 Featuring: **JEESPERSE® CPW-GCS (Patent Pending)**



JEESPERSE® Series! JEEN's New Cold Process Wax

Product Description

JEESPERSE® CPW-GCS

*INCI: Stearic Acid,
 Cetearyl Alcohol,
 Glyceryl Stearate,
 PEG-100 Stearate,
 Sodium Polyacrylate*

**Melt point range: 40.0 - 50.0 C
 (Tentative)**

Jeesperse® CPW-GCS will mix with cold water to create stable emulsions. This Cold Process Wax, when neutralized with a typical alkaline neutralizing agent, will thicken oil and water phases at the same time. The proprietary mix of high and low HLB emulsifiers will aid in emulsion stability. The water swelling properties of the Sodium Polyacrylate allows for the development of very unique textures. A synergy you can see and feel. Add some to your emulsions and feel the difference. Create the next generation of emulsions made simply without heat. Use one vessel and add water, neutralizing agent, CPW-GCS, and mix. Then add your oily materials and additional water soluble materials directly to your product.

Cosmetic & Personal Care Applications

- All emulsions
- Cosmetics
- Skin Care

**Recommended Use Levels:
 1%-15%**

Benefits:

- Improve Stability
- Hydrates quickly
- Enhanced Textures
- Thicken and improve development of colors
- Cold Process Wax
- Amplify the texture and feel of your product
- Emulsifying Wax

Product Specifications:

**Appearance @ 25°C
 White to Light Tan Powder**

General Handling and Storage:

- Store in Clean Dry Area
- Ambient Room Temperature

**Standard Packaging:
 40 lb Bags (18.14 kg)**

Suggested Formulation

**JEESPERSE® CPW-GCS Body Lotion
 (Patent Pending)
 Formulation J7/51 A**

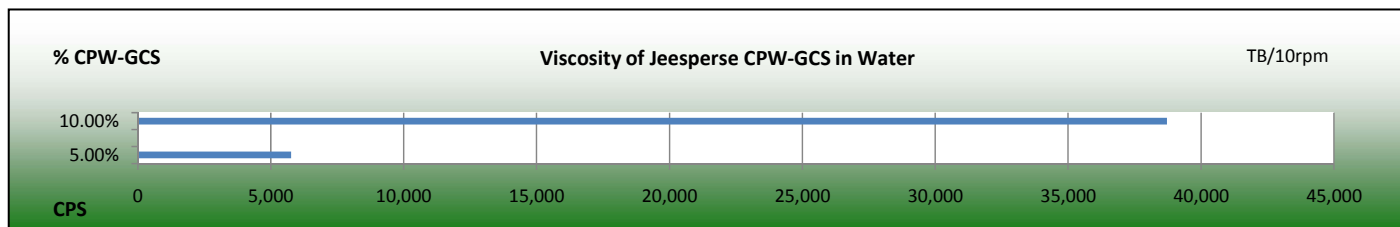
Phase	Ingredients	INCI Nomenclature	%
A	DI Water	Distilled Water	72.30
A	Glycerin 99	Glycerin	4.00
A	TEA 99	Triethanolamine	0.70
B	Jeesperse® CPW-GCS	Stearic Acid, Cetearyl Alcohol, Glyceryl Stearate, PEG-100 Stearate, Sodium Polyacrylate	8.00
C	Mineral Oil	Mineral Oil	8.00
C	Jeecilc® PDS-100	Dimethicone	4.00
D	Jeecide® G II	Diazolidinyl Urea & Methylparaben & Propylparaben & Propylene Glycol	1.00
D	Fragrance	Fragrance	2.00

Procedure:

- 1.) Add Phase A. Mix until uniform using low speed homogenizing agitation.
- 2.) Sprinkle in Phase B ingredient and mix until the batch is smooth.
- 3.) Add Phase C ingredients one at a time to the batch and mix well using slow speed homogenization.
- 4.) Add Phase D ingredients one at a time and mix with low speed homogenizing agitation.

Formulation Hint:

Add your neutralizing agent to the water phase prior to adding Jeesperse® CPW-GCS to obtain the highest viscosity, shortest processing time and the most efficient emulsification.



You Can Count On Us!..... Clearly your choice for Specialty Polymers.....

Formulating with JEESPERSE® Products:
 Featuring: **JEESPERSE® CPW-EW-1LP (Patent Pending)**



JEESPERSE® Series! JEEN's New Cold Process Wax

Product Description

INCI: Stearic Acid,
 Cetareth-20,
 Cetearyl Alcohol,
 Sodium Polyacrylate

Melt point range: 39 - 50°C
 (Tentative)

Jeesperse® CPW-EW-1LP will mix with cold water to create stable emulsions. This Cold Process Wax, when neutralized with a typical alkaline neutralizing agent, will thicken oil and water phases at the same time. The proprietary mix of high and low HLB emulsifiers will aid in emulsion stability. The water swelling properties of the Sodium Polyacrylate allows for the development of very unique textures. A synergy you can see and feel. Add some to your emulsions and feel the difference. Create the next generation of emulsions made simply without heat. Use one vessel and add water, neutralizing agent, CPW-EW-1LP and mix. Then add your oily materials and additional water soluble materials directly to your product.

Cosmetic & Personal Care Applications

- All emulsions
- Cosmetics
- Skin Care

Recommended Use Levels:
 10%-15%

Benefits:

- Improve Stability
- Hydrates quickly
- Enhanced Textures
- Thicken and improve development of colors
- Cold Process Wax
- Amplify the texture and feel of your product
- Emulsifying Wax

Product Specifications:

Appearance @ 25°C
 White to Light Tan Powder

General Handling and Storage:

- Store in Clean Dry Area
- Ambient Room Temperature

Standard Packaging:

40 lb Bags (18.14 kg)

Suggested Formulation

Jeesperse® CPW-EW1LP 110 Lotion
 (Patent Pending)
 Formulation J10-11D

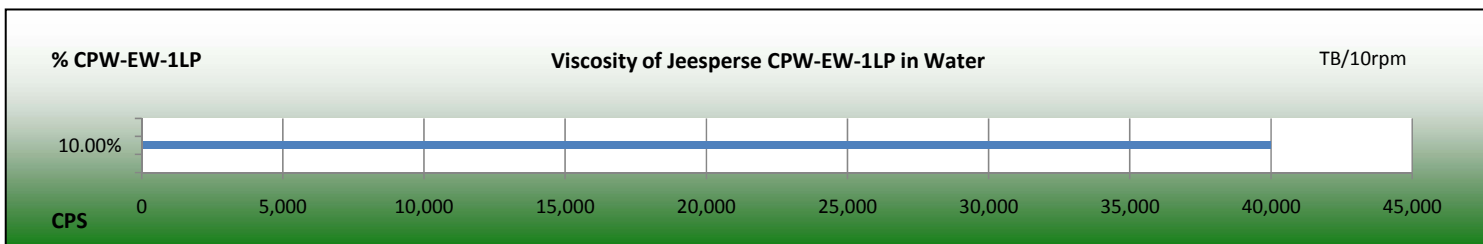
Phase	Ingredients	INCI Nomenclature	%
A	DI.Water	Distilled water	78.0
A	Jeesperse® CPW-EW1LP	Stearic Acid, Cetareth-20, Cetearyl Alcohol, Sodium Polyacrylate	10.0
A	Triethanolamine 99%	Triethanolamine	1.0
B	Jeechem® IPM	Isopropyl Myristate	2.0
B	Glycerine 99%	Glycerine	3.0
B	Sesame Oil	Sesamum Indicum Seed Oil	2.0
B	Jeesilc® 110	Dimethicone	2.0
B	Baby Powder Scent	Fragrance	1.0
B	Jeecide® G-II	Propylene Glycol, Diazolidinyl Urea, Methyl Paraben, Propyl Paraben	1.0

Procedure:

- 1.) Mix Phase A at room temperature
- 2.) Add Phase B until homogenous

Formulation Hint:

Add your neutralizing agent to the water phase prior to adding Jeesperse® CPW-EW-1LP to obtain the highest viscosity, shortest processing time and the most efficient emulsification.



You Can Count On Us!..... Clearly your choice for Specialty Polymers.....

Formulating with JEESPERSE® Products:
 Featuring: JEESPERSE® CPW-CG
 (Patent Pending)



JEESPERSE® Series! JEEN's New Cold Process Wax

Product Description

JEESPERSE® CPW-CG

INCI: Cetyl Alcohol, Sodium Polyacrylate, Glyceryl Stearate, Caprylic/Capric/ Triglyceride

Melt point range: 38.0 - 48.0 C
 (Tentative)

Jeesperse® CPW-CG will mix with cold water to create stable emulsions. Cold Process Wax will thicken oil and water phases at the same time. This CPW can be used within a broad pH range of 3 - 12. Using CPW-CG will aid in film forming, substantivity, conditioning properties and aid in emulsion stability. Create low viscosity or high viscosity emulsions. A synergy you can see and feel. Add some to your emulsions and feel the difference. Create the next generation of emulsions made simply without heat. Use one vessel and add water, CPW-CG, and mix. Then add oil and water phases.

Cosmetic & Personal Care Applications

- All emulsions
- Cosmetics
- Skin Care
- Sprayable Lotion to a Souffle like texture

Recommended Use Levels:
 0.1%-15%

Benefits:

- Improve Stability
- Hydrates quickly
- Enhanced Textures
- Thicken last and improve development of colors
- Cold Process Wax
- Amplify the texture and feel of your product
- Emulsifying Wax

Product Specifications:

Appearance @ 25°C
 White Powder

General Handling and Storage:

- Store in Clean Dry Area
- Ambient Room Temperature

Standard Packaging:

40 lb Bags (18.2 kg)

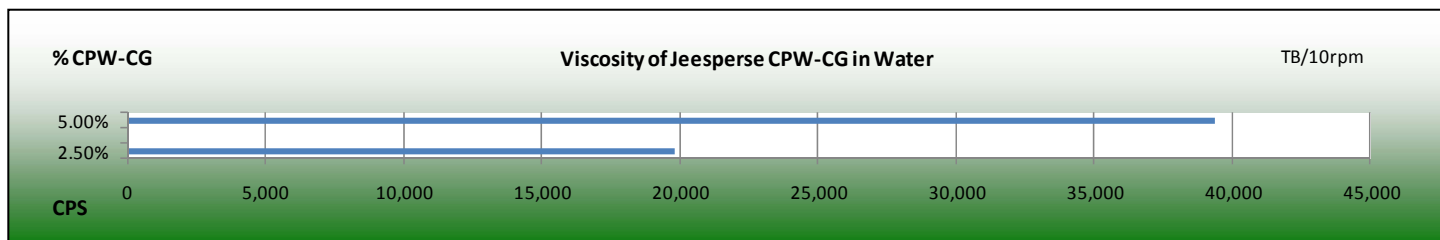
Suggested Formulation

Jeesperse® CPW-CG
 (Patent Pending)
 Lotion
 Formulation J12-48C NJM

Phase	Ingredients	INCI Nomenclature	%
A	Deionized Water	Water	87.3
A	Jeesperse CPW-CG	Cetyl Alcohol, Sodium Polyacrylate, Glyceryl Stearate, Caprylic/Capric/ Triglyceride	2.7
A	Jeechem IPP	Isopropyl Palmitate	2.0
A	Coconut Oil	Cocos Nucifera (Coconut) Oil	2.5
A	Glycerin 99%	Glycerin	4.0
B	Fragrance	Citrus A	0.5
B	Jeecide CAP-5	Phenoxyethanol, Caprylyl Glycol, Potassium Sorbate, Water, Hexylene Glycol	1.0

Procedure:

- 1.) Mix Phase A at room temperature
- 2.) Add Phase B until homogenous



You Can Count On Us!..... Clearly your choice for Specialty Polymers.....

Formulating with JEESPERSE® Products:
 Featuring: JEESPERSE® CPW-CG-T
 (Patent Pending)



JEESPERSE® Series! JEEN's New Cold Process Wax

Product Description

JEESPERSE® CPW-CG-T

INCI: Cetyl Alcohol, Sodium Acrylate/Sodium Acryloyl Dimethyl Taurate Copolymer, Glyceryl Monostearate, Caprylic/Capric/Triglyceride

Melt point range: 38.0 - 48.0 C
 (Tentative)

Jeesperse CPW-CG-T will mix with cold water to create stable emulsions. Cold Process Wax will thicken oil and water phases at the same time. This CPW uses an Acrylate Copolymer that allows for greater tolerance to pH extremes. Using CPW-CG-T will aid in film forming, substantivity, conditioning properties and aid in emulsion stability. Create low viscosity or high viscosity emulsions. A synergy you can see and feel. Add some to your emulsions and feel the difference. Create the next generation of emulsions made simply without heat. Use one vessel and add water, CPW-CG-T, and mix. Then add oil and water phases.

Cosmetic & Personal Care Applications

- All emulsions
- Cosmetics
- Skin Care
- Sprayable Lotion to a Souffle like texture

Recommended Use Levels:
 0.1%-15%

Benefits:

- Improve Stability
- Hydrates quickly
- Enhanced Textures
- Thicken last and improve development of colors
- Cold Process Wax
- Amplify the texture and feel of your product
- Emulsifying Wax

Product Specifications:
 Appearance @ 25°C
 White Powder

General Handling and Storage:

- Store in Clean Dry Area
- Ambient Room Temperature

Standard Packaging:
 40 lb Bags (18.2 kg)

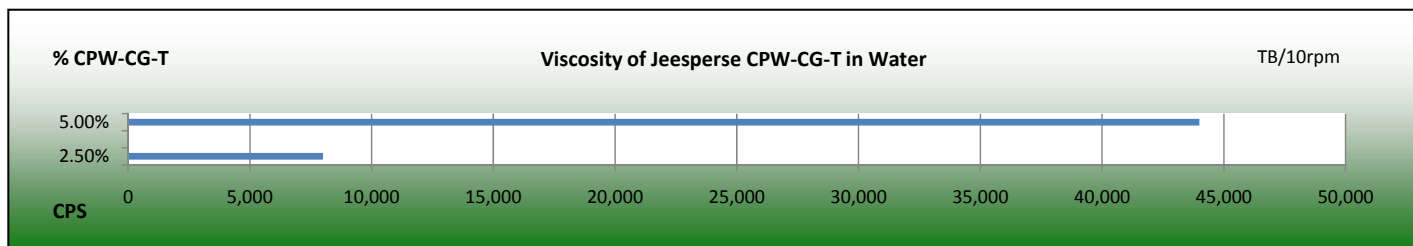
Suggested Formulation

Jeesperse® CPW-CG-T
 (Patent Pending)
 Tanning Lotion
 Formulation J11-82C NJM

Phase	Ingredients	INCI Nomenclature	%
A	Deionized Water	Water	74.0
A	Jeesperse CPW-CG-T	Cetyl Alcohol, Sodium Acrylate/Sodium Acryloyl Dimethyl Taurate Copolymer, Glyceryl Monostearate, Caprylic/Capric/Triglyceride	3.0
A	Dihydroxyacetone	Dihydroxyacetone	7.0
A	Coconut Oil	Cocos Nucifera (Coconut) Oil	4.0
A	Jeesorb L-20NF	POLYSORBATE 20	1.0
A	Jeechem IPM	Isopropyl Myristate	5.0
A	Jeechem BUGL	Butylene Glycol	2.0
B	Jeesilc DMBF AQUA BASE	Dimethicone, Dimethiconol, Bis-Vinyl Dimethicone/Dimethicone Copolymer, Cetyl PEG/PPG-10 Dimethicone	3.0
B	Jeeicide Gil	Propylene Glycol, Diazolidinyl Urea, Methyl Paraben, Propyl Paraben	1.0

Procedure:

- 1.) Mix Phase A at room temperature
- 2.) Add Phase B until homogenous



You Can Count On Us!..... Clearly your choice for Specialty Polymers.....

Formulating with JEESPERSE® Products:
 Featuring: JEESPERSE® CPW-2 (Patent Pending)



JEESPERSE® Series! JEEN's New Cold Process Wax

Product Description

Cosmetic & Personal Care Applications

Suggested Formulation

JEESPERSE® CPW-2

INCI: Polyethylene, Sodium Polyacrylate

Melt point range: 45-60°C
 (Tentative)

Add Jeesperse CPW-2 to water and mix. Add waxes to your cold process formulas. Feel the difference as you create new textures and product forms. Develop hydrogels with waxes. Creams and lotions are easy to make if you do it the cool way. Heat sensitive ingredients are not a problem since there's no heat involved. Use 5-10% and create a hydrogel. This hydrogel can be the base for skin care and cosmetic products. CPW-2 uses a low molecular weight Polyethylene that provides a creamy base to support all of your formulating ideas.

- All emulsions
- Cosmetics
- Skin Care
- Lotion to a Souffle like texture

Recommended Use Levels:
 1%-15%

Benefits:

- Improve Stability
- Hydrates quickly
- Enhanced Textures
- Thicken and improve development of colors
- Cold Process Wax
- Amplify the texture and feel of your product

Product Specifications:

Appearance @ 25°C
 White to Light Tan Powder

General Handling and Storage:

- Store in Clean Dry Area
- Ambient Room Temperature

Standard Packaging:

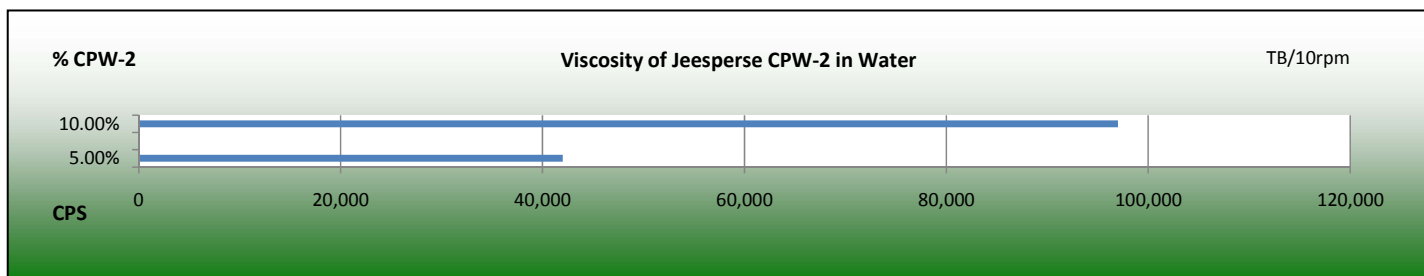
40 lb Bags (18.14 kg)

Jeesperse® CPW-2 110 Lotion
 (Patent Pending)
 Formulation J10-12B

Phase	Ingredients	INCI Nomenclature	%
A	DI.Water	Distilled water	80.0
A	Jeesperse® CPW-2	Polyethylene, Sodium Polyacrylate	10.0
B	Jeechem® IPM	Isopropyl Myristate	2.0
B	Glycerine 99%	Glycerine	3.0
B	Sesame Oil	Sesamum Indicum Seed Oil	2.0
B	Jeesilc® 110	Dimethicone	2.0
B	Jeecide® G-II	Propylene Glycol, Diazolidinyl Urea, Methyl Paraben, Propyl Paraben	1.0

Procedure:

- 1.) Mix Phase A to room temperature
- 2.) Add Phase B until homogenous



You Can Count On Us!..... Clearly your choice for Specialty Polymers.....

Formulating with JEESPERSE® Products:
 Featuring: JEESPERSE® CPW-3 (Patent Pending)



JEESPERSE® Series! JEEN's New Cold Process Wax

Product Description

Cosmetic & Personal Care Applications

Suggested Formulation

JEESPERSE® CPW-3

INCI: Polyethylene, Sodium Polyacrylate

Melt point range: 45-70°C
 (Tentative)

Add Jeesperse CPW-3 to water and mix. Add waxes to your cold process formulas. Feel the difference as you create new textures and product forms. Develop hydrogels with waxes. Creams and lotions are easy to make if you do it the cool way. Heat sensitive ingredients are not a problem since there's no heat involved. Use 5-10% and create a hydrogel. This hydrogel can be the base for skin care and cosmetic products. CPW-3 uses a mid-range molecular weight Polyethylene that provides a creamy base to support all of your formulating ideas.

- All emulsions
- Cosmetics
- Skin Care
- Lotion to a Souffle like texture

Recommended Use Levels:
 1%-15%

Benefits:

- Improve Stability
- Hydrates quickly
- Enhanced Textures
- Thicken and improve development of colors
- Cold Process Wax
- Amplify the texture and feel of your product

Product Specifications:

Appearance @ 25°C
 White to Light Tan Powder

General Handling and Storage:

- Store in Clean Dry Area
- Ambient Room Temperature

Standard Packaging:
 40 lb Bags (18.14 kg)

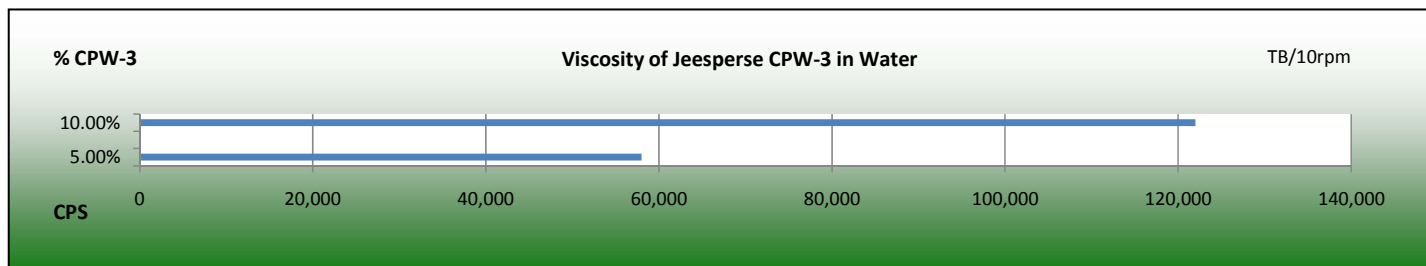
Jeesperse® CPW-3 Sunscreen
 (Patent Pending)
 Formulation J9-80B NJM

Phase	Ingredients	INCI Nomenclature	%
A	DI.Water	Distilled water	69.0
A	Jeesperse® CPW-3	Polyethylene, Sodium Polyacrylate	9.0
A	Jeecilc® EM-90	Cetyl PEG/PPG-10 Dimethicone	1.0
B	Jeecide® G-II	Propylene Glycol, Diazolidinyl Urea, Methyl Paraben, Propyl Paraben	1.0
B	*Sunscreen Blend		20.0

*Sunscreen Blend:
 Avobenzone 9.2%;
 Homosalate 46.6%;
 Octisalate 17.5%;
 Octocrylene 8.6%;
 Oxybenzone 18.1%

Procedure:

- 1.) Mix Phase A at room temperature
- 2.) Add Phase B until homogenous



You Can Count On Us!..... Clearly your choice for Specialty Polymers.....

Formulating with JEESPERSE® Products:
 Featuring: JEESPERSE® CPW-5 (Patent Pending)



JEESPERSE® Series! JEEN's New Cold Process Wax

Product Description

JEESPERSE® CPW-5

INCI: Polyethylene, Sodium Polyacrylate

Melt point range: 50 - 85°C
 (Tentative)

Add Jeesperse® CPW-5 to water and mix. Add waxes to your cold process formulas. Feel the difference as you create new textures and product forms. Develop hydrogels with waxes. Creams and lotions are easy to make if you do it the cool way. Heat sensitive ingredients are not a problem since there's no heat involved. Use 5-10% and create a hydrogel. This hydrogel can be the base for skin care and cosmetic products. CPW-5 uses a high range molecular weight Polyethylene that provides a creamy base to support all of your formulating ideas.

Cosmetic & Personal Care Applications

- All emulsions
- Cosmetics
- Skin Care
- Lotion to a Souffle like texture

Recommended Use Levels:
 1%-15%

Benefits:

- Improve Stability
- Hydrates quickly
- Enhanced Textures
- Thicken and improve development of colors
- Cold Process Wax
- Amplify the texture and feel of your product

Product Specifications:

Appearance @ 25°C
 White to Light Tan Powder

General Handling and Storage:

- Store in Clean Dry Area
- Ambient Room Temperature

Standard Packaging:
 40 lb Bags (18.14 kg)

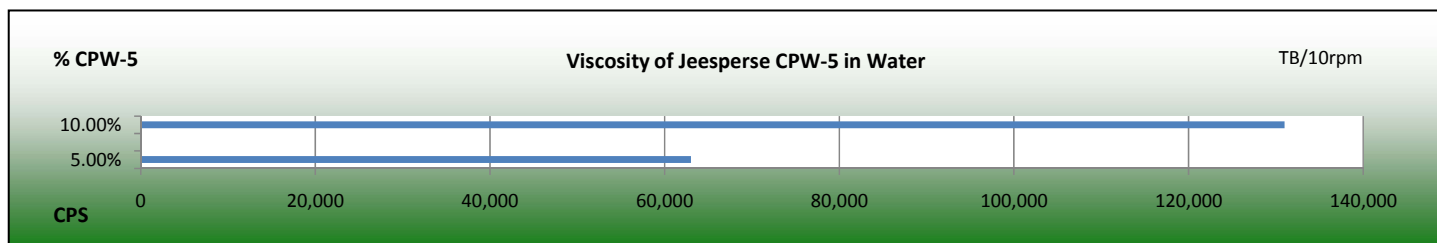
Suggested Formulation

Jeesperse® CPW-5 Cream
 (Patent Pending)
 Formulation J11-2 NJM

Phase	Ingredients	INCI Nomenclature	%
A	DI.Water	Distilled water	80.5
A	Jeesperse® CPW-5	Polyethylene, Sodium Polyacrylate	5.0
B	Coconut Oil	Cocos Nucifera (Coconut) Oil	3.0
B	Avocado Oil	Persea Gratissima (Avocado) Oil	3.0
B	Jeesilc® PDS-350	Dimethicone	2.0
B	Glycerine 99%	Glycerine	3.5
B	Jeechem® IPM, NF	Isopropyl Myristate	2.0
B	Jeecide® G-II	Propylene Glycol, Diazolidinyl Urea, Methyl Paraben, Propyl Paraben	1.0

Procedure:

- 1.) Mix Phase A at room temperature
- 2.) Add Phase B until homogenous



You Can Count On Us!..... Clearly your choice for Specialty Polymers.....

Formulating with JEESPERSE® Products:
 Featuring: JEESPERSE® CPW-2-PVPK-30
 (Patent Pending)



JEESPERSE® Series! JEEN's New Cold Process Wax

Product Description

Cosmetic & Personal Care Applications

Suggested Formulation

JEESPERSE® CPW-2-PVPK-30

INCI: Polyethylene, Polyvinylpyrrolidone, Sodium Polyacrylate

Melt point range: 45-60°C
 (Tentative)

Add Jeesperse® CPW-2-PVPK-30 to water and mix. Add waxes to your cold process formulas. Feel the difference as you create new textures and product forms. Develop hydrogels with waxes. Creams and lotions are easy to make if you do it the cool way. Heat sensitive ingredients are not a problem since there's no heat involved. Use 5-10% and create a hydrogel. This hydrogel can be the base for skin care and cosmetic products. CPW-2-PVPK-30 combines the creaminess achieved from the low molecular weight Polyethylene, with the adhesive and film forming properties delivered from PVP. The addition of PVP in a CPW system delivers formulators a commonly used ingredient while maintaining ease of use.

- All emulsions
- Cosmetics
- Skin Care
- Lotion to a Souffle like texture

Recommended Use Levels:
 1%-15%

Benefits:

- Improve Stability
- Hydrates quickly
- Enhanced Textures
- Thicken and improve development of colors
- Improves Adhesion
- Amplify the texture and feel of your product

Product Specifications:

Appearance @ 25°C
 White to Light Tan Powder

General Handling and Storage:

- Store in Clean Dry Area
- Ambient Room Temperature

Standard Packaging:
 40 lb Bags (18.14 kg)

Jeesperse® CPW-2-PVPK-30
 Lifting Skin Renewal
 (Patent Pending)
 Formulation J9-84B

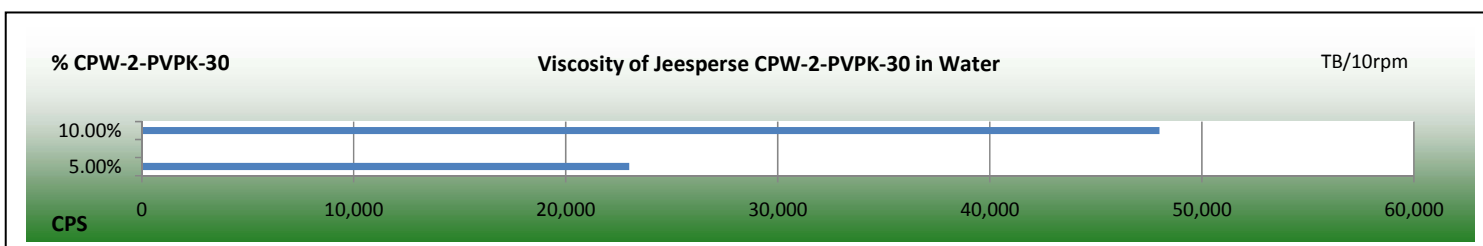
Phase	Ingredients	INCI Nomenclature	%
A	DI.Water	Distilled water	88.0
A	Jeesperse® CPW2-PVPK-30	Polyethylene, Polyvinylpyrrolidone, Sodium Polyacrylate	10.0
B	Jeecide® G-II	Propylene Glycol, Diazolidinyl Urea, Methyl Paraben, Propyl Paraben	1.0
B	Jeecilc® PDS-1	Dimethicone	1.0

Procedure:

- 1.) Mix Phase A to room temperature
- 2.) Add Phase B until homogenous

Jeesperse® CPW-2-PVPK-30
 Mascara
 (Patent Pending)
 Formulation J10-49

Phase	Ingredients	INCI Nomenclature	%
A	DI.Water	Distilled water	60.0
A	Jeesperse® CPW-2-PVPK-30	Polyethylene, Polyvinylpyrrolidone, Sodium Polyacrylate	11.5
A	Natrosol 250 HR CS	Hydroxyethyl Cellulose	0.50
A	Jeecilc PS-VHLV	Isododecane, Bis-vinyl Dimethicone/dimethicone copolymer	6.50
A	Koboguard 5400 IDD	Hydrogenated Polycyclopentadiene, Isododecane	5.0
A	Black BBO-11S2	Iron Oxide, Triethoxycaprylylsilane	9.0
B	Avalure AC 120M Polymer	Acrylates Copolymer	6.50
B	Jeecide CAP-5	Phenoxyethanol, Caprylyl Glycol, Potassium Sorbate, Water, Hexylene Glycol	1.0



You Can Count On Us!..... Clearly your choice for Specialty Polymers.....

Formulating with JEESPERSE® Products:
 Featuring: JEESPERSE® CPW-2-Crosspolymer-G
 (Patent Pending)



JEESPERSE® Series! JEEN's New Cold Process Wax

Product Description

JEESPERSE® CPW-2-Crosspolymer-G

INCI: Polyethylene, Sodium Polyacrylate, Dimethicone/Divinyldimethicone/Silsesquioxane Crosspolymer

Melt point range: 40-55°C
 (Tentative)

Add Jeesperse CPW-2-Crosspolymer-G to water and mix. Deliver your wax and silicone polymer directly to your water phase. With this wax/silicone system dispersed in water, you choose the silicone fluid to swell the Crosspolymer. Cyclomethicone, Dimethiconol, or any viscosity Dimethicone can be used to swell the Crosspolymer in water. Each will develop a different feel. Even at low percentages, Jeesperse CPW-2-Crosspolymer will develop unique products you'd normally expect using higher loads of Silicone Gels.

Easy to use! CPW-2-Crosspolymer disperses directly in water quickly. The synergistic blend of Wax, Sodium Polyacrylate and Crosspolymer function as a single unit to deliver feels and textures that cannot be achieved using these ingredients separately. Luxurious creams, lotions and color cosmetics are easy to make if you do it the cool way.

Cosmetic & Personal Care Applications

- All emulsions
- Cosmetics
- Skin Care
- Lotion to a Souffle like texture

Recommended Use Levels:
 1%-15%

Benefits:

- Improve Stability
- Hydrates quickly
- Enhanced Textures
- Amplify the texture and feel of your product

Product Specifications:
 Appearance @ 25°C
 White to Light Tan Powder

General Handling and Storage:

- Store in Clean Dry Area
- Ambient Room Temperature

Standard Packaging:
 40 lb Bags (18.14 kg)

Suggested Formulation

Jeesperse® CPW-2-Crosspolymer-G Cream
 (Patent Pending)
 Formulation J10-71

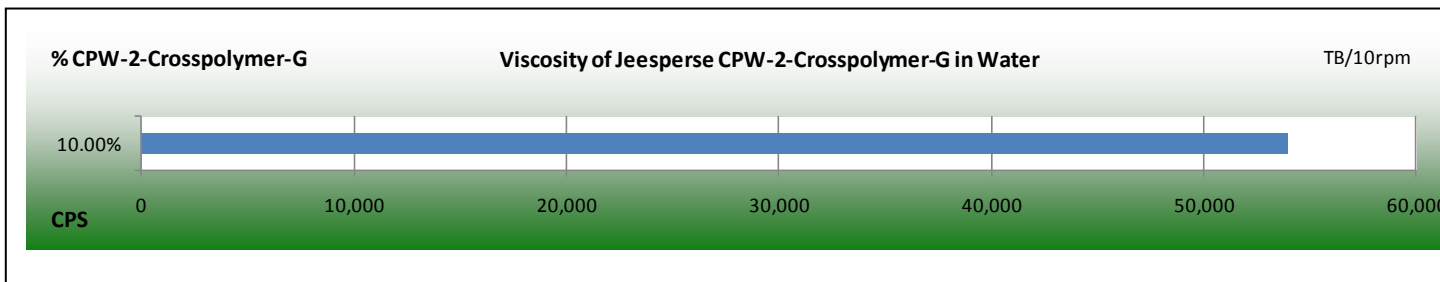
Phase	Ingredients	INCI Nomenclature	%
A	DI.Water	Distilled water	87.0
A	Jeesperse® CPW-2-Crosspolymer-G	Polyethylene, Sodium Polyacrylate, Dimethicone/Divinyldimethicone/Silsesquioxane Crosspolymer	10.0
B	Jeecilc PDS-350	Dimethicone	2.0
B	Jeecide® G-II	Propylene Glycol, Diazolidinyl Urea, Methyl Paraben, Propyl Paraben	1.0

Procedure:

- 1.) Mix Phase A to room temperature
- 2.) Add Phase B until homogenous

Jeesperse® CPW-2-Crosspolymer-G Cream
 (Patent Pending)
 Formulation J10-71A

Phase	Ingredients	INCI Nomenclature	%
A	DI.Water	Distilled water	87.0
A	Jeesperse® CPW-2-Crosspolymer-G	Polyethylene, Sodium Polyacrylate, Dimethicone/Divinyldimethicone/Silsesquioxane Crosspolymer	10.0
B	Jeecilc DMC-153	Dimethicone, Dimethiconol	2.0
B	Jeecide® G-II	Propylene Glycol, Diazolidinyl Urea, Methyl Paraben, Propyl Paraben	1.0



You Can Count On Us!..... Clearly your choice for Specialty Polymers.....



24 Madison Road, Fairfield, New Jersey 07004, USA
 Tel: 800-771-JEEN (5336), Fax: 973-439-1402,
 email: info@ieen.com Website: www.ieen.com

**Jeesperse® CPW-B Cool Lotion
 (Patent Pending)
 Formulation J9-76B-NJM**

***Cold Process Beeswax**

Phase	Ingredients	INCI Nomenclature	Supplier	%
A	DI.Water	Distilled water		76.0
A	Jeesperse® CPW-B	Beeswax, Sodium Polyacrylate	JEEN Int'l	7.0
B	Mineral Oil	Mineral Oil	Carnation	4.0
B	Jeechem® IPM	Isopropyl Myristate	JEEN Int'l	2.0
B	Jeesilc® PDS-350	Dimethicone	JEEN Int'l	3.0
B	Glycerine 99%	Glycerine	JEEN Int'l	5.0
B	Sweet Almond Oil	Prunus Amygdalus Dulcis (Sweet Almond) Oil	JEEN Int'l	1.0
B	Avocado Oil	Persea Gratissima (Avocado) Oil		1.0
B	Jeecide® G-II	Propylene Glycol, Diazolidinyl Urea, Methyl Paraben, Propyl Paraben	JEEN Int'l	1.0

This product passed 6 months stability test.

Procedure:

- 1.) **Mix Phase A to room temperature**
- 2.) **Add Phase B until homogenous**

You Can Count On Us!

This information is furnished without warranty, expressed or implied, except that it is accurate to the best knowledge of JEEN International Corporation. The data on this sheet relates only to the specific material designated herein.

Stability completed on June 29, 2010



24 Madison Road, Fairfield, New Jersey 07004, USA
 Tel: 800-771-JEEN (5336), Fax: 973-439-1402,
 email: info@jeen.com Website: www.jeen.com

**Jeesperse® CPW-S Natural Hydrogel
 (Patent Pending)
 Formulation 11- 38NJM**

* Cold Process Wax

Phase	Ingredients	INCI Nomenclature	Supplier	%
A	DI Water	Water		76.0
A	Jeesperse® CPW-S	Sunflower Wax, Sodium Polyacrylate	JEEN Int'l	6.00
A	Shea Butter	Shea (Butyrospermum Parkii) Butter	JEEN Int'l	5.00
A	Safflower Oil	Carthamus Tinctorius (Safflower) Seed Oil	JEEN Int'	2.00
A	Coconut Oil	Cocos Nucifera (Coconut) OIL	JEEN Intl	5.00
A	Jeechem® CTG	Caprylic / Capric Triglyceride	JEEN Int'l	5.00
B	Jeecide® CAP-5	Phenoxyethanol, Caprylyl Glycol, Potassium Sorbate, Water,Hexylene Glycol	JEEN Int'l	1.00

This product passed 4 months stability test

Procedure:

- 1.) Mix Phase A at room temperature.
- 2.) Add Phase B and mix until homogenous.

You Can Count On Us!

This information is furnished without warranty, expressed or implied, except that it is accurate to the best knowledge of JEEN International Corporation. The data on this sheet relates only to the specific material designated herein.

Stability completed on October 19, 2010



24 Madison Road, Fairfield, New Jersey 07004, USA
 Tel: 800-771-JEEN (5336), Fax: 973-439-1402,
 email: info@ieen.com Website: www.ieen.com

Jeesperse® CPW-S Mascara J8-87 / J8-88
 (Patent Pending)

Jeesperse® CPW-S J8-87 Base

Phase	Ingredients	INCI Nomenclature	Supplier	%
A	Water	Water		89.0
A	Jeesperse® CPW-S	Helianthus Annuus (Sunflower) Seed Wax, Sodium Polyacrylate	JEEN Int'l	10.0
B	Jeecide® CAP-5	Phenoxyethanol, Caprylyl Glycol, Potassium Sorbate, Water, Hexylene Glycol	JEEN Int'l	1.00

This product passed 4 months stability test.

Procedure:

- 1.) Mix Phase A until homogenous
- 2.) Add in Phase B and mix

Jeesperse® CPW-S Mascara Formulation J8-87 and J8-88

Phase	Ingredients	INCI Nomenclature	Supplier	J8-87	J8-88
A	Jeesperse® CPW-S J8-87 Base	Water, Jeesperse CPW-S Jeecide CAP-5	JEEN Int'l	60.3	71.1
B	LUIVET PUR	Water, Polyurethane, Ethanol	BASF	30.7	-
B	FA 4002 ID	Isododecane, Silicone Acrylate	Dow Corning	-	17.4
B	Jeesilc® EM-90	Cetyl PEG/PPG-10 Dimethicone	JEEN Int'l	-	1.00
C	Black Oxide 11J2	Iron Oxide (77499), Triethoxycapryly Silane	Kobo	9.00	10.5

This product passed 4 months stability test.

Procedure:

- 3.) Mix Phase A until homogenous
- 4.) Add in Phase B and mix
- 5.) Add in Phase C and mix

You Can Count On Us!

This information is furnished without warranty, expressed or implied, except that it is accurate to the best knowledge of JEEN International Corporation. The data on this sheet relates only to the specific material designated herein.

Stability completed on October 10, 2010



24 Madison Road, Fairfield, New Jersey 07004, USA
 Tel: 800-771-JEEN (5336), Fax: 973-439-1402,
 email: info@ieen.com Website: www.ieen.com

**Jeesperse® CPW-P Cool Cream
 (Patent Pending)
 Formulation J9-79B NJM**

***Cold Process**

Phase	Ingredients	INCI Nomenclature	Supplier	%
A	DI.Water	Distilled water		72.0
A	Jeesperse® CPW-P	Cetearyl Alcohol, Sodium Polyacrylate, Polysorbate 60	JEEN Int'l	10.0
B	Sesame Oil	Sesamum Indicum (Sesame) Seed Oil	JEEN Int'l	2.0
B	Jeesilc® PDS-350	Dimethicone	JEEN Int'l	2.5
B	Glycerine 99%	Glycerine	JEEN Int'l	3.5
B	Jeechem® IPM , NF	Isopropyl Myristate	JEEN Int'l	2.0
B	Jeecide® G-II	Propylene Glycol, Diazolidinyl Urea, Methyl Paraben, Propyl Paraben	JEEN Int'l	1.0

This product passed 5 months stability test

Procedure:

- 1.) Mix Phase A at room temperature
- 2.) Add Phase B until homogenous

You Can Count On Us!

This information is furnished without warranty, expressed or implied, except that it is accurate to the best knowledge of JEEN International Corporation. The data on this sheet relates only to the specific material designated herein.

Stability completed on October 7, 2010



24 Madison Road, Fairfield, New Jersey 07004, USA
 Tel: 800-771-JEEN (5336), Fax: 973-439-1402,
 email: info@ieen.com Website: www.ieen.com

**Jeesperse® CPW-EW1LP Sunscreen
 (Patent Pending)
 Formulation J9-74NJM**

***Cold Process**

Phase	Ingredients	INCI Nomenclature	Supplier	%
A	DI.Water	Distilled water		69.1
A	Jeesperse® CPW-EW1LP	Stearic Acid, Ceteareth-20, Cetyl Stearyl Alcohol, Sodium Polyacrylate	JEEN Int'l	9.0
A	Triethanolamine 99%	Triethanolamine	JEEN Int'l	0.9
B	Jeecide® G-II	Propylene Glycol, Diazolidinyl Urea, Methyl Paraben, Propyl Paraben	JEEN Int'l	1.0
B	Sunscreen Blend		JEEN Int'l	20.0

This product passed 5 months stability test

Sunscreen Blend: Avobenzene 9.2%; Homosalate 46.6%, Octisalate 17.5%; Octocrylene 8.6%; Oxybenzone 18.1%

Procedure:

- 1.) Mix Phase A to room temperature
- 2.) Add Phase B until homogenous

This product passed 5 months stability test.

You Can Count On Us!

This information is furnished without warranty, expressed or implied, except that it is accurate to the best knowledge of JEEN International Corporation. The data on this sheet relates only to the specific material designated herein.

Stability completed on June 23, 2010



24 Madison Road, Fairfield, New Jersey 07004, USA
 Tel: 800-771-JEEN (5336), Fax: 973-439-1402,
 email: info@jeen.com Website: www.jeen.com

Jeesperse® CPW-EW1LP Cool Lotion
 (Patent Pending)
Formulation J9-71

***Cold Process**

Phase	Ingredients	INCI Nomenclature	Supplier	%
A	DI.Water	Distilled water		78.0
A	Jeesperse® CPW-EW1LP	Stearic Acid, Cetareth-20, Cetyl Stearyl Alcohol, Sodium Polyacrylate	JEEN Int'l	10.0
A	Triethanolamine 99%	Triethanolamine	JEEN Int'l	1.0
B	Mineral Oil	Mineral Oil	Carnation	3.0
B	Jeechem® IPM	Isopropyl Myristate	JEEN Int'l	2.0
B	Jeesilc® PDS-350	Dimethicone	JEEN Int'l	2.0
B	Glycerine 99%	Glycerine	JEEN Int'l	2.0
B	Sweet Almond Oil	Prunus Amygdalus Dulcis (Sweet Almond) Oil	JEEN Int'l	0.5
B	Cucumber Melon Fragrance	Fragrance	Botanicals! Plus	0.1
B	Avocado Oil	Persea Gratissima (Avocado) Oil	JEEN Int'l	0.4
B	Jeecide® G-II	Propylene Glycol, Diazolidinyl Urea, Methyl Paraben, Propyl Paraben	JEEN Int'l	1.0

This product passed 6 months stability test.

Procedure:

- 1.) Mix Phase A to room temperature
- 2.) Add Phase B until homogenous

You Can Count On Us!

This information is furnished without warranty, expressed or implied, except that it is accurate to the best knowledge of JEEN International Corporation. The data on this sheet relates only to the specific material designated herein.

Stability completed on June 22, 2010



24 Madison Road, Fairfield, New Jersey 07004, USA
 Tel: 800-771-JEEN (5336), Fax: 973-439-1402,
 email: info@jeen.com Website: www.jeen.com

**Jeesperse CPW-CG / Jeesperse CPWN-NaAlgin Natural Lotion
 (Patent Pending)
 Formulation J12-54A NJM**

Phase	Ingredients	INCI Nomenclature	Supplier	%
A	Deionized Water	Water		87.5
A	Jeesperse CPW-CG	Cetyl Alcohol, Sodium Acrylate/Sodium Acryloyl Dimethyl Taurate Copolymer, Glyceryl Stearate, Caprylic/Capric Triglyceride	JEEN Int'l	2.0
A	Jeechem IPP	ISOPROPYL PALMITATE NF	JEEN Int'l	2.0
A	Coconut Oil	Cocos Nucifera (Coconut) Oil	JEEN Int'l	2.5
A	Sesame Oil	SESAMUM INDICUM (SESAME) SEED OIL	JEEN Int'l	4.0
B	Jeecide CAP-5	Phenoxyethanol, Caprylyl Glycol, Potassium Sorbate, Water, Hexylene Glycol	JEEN Int'l	1.0
B	Jeesperse CPWN-NaAlgin	Helianthus Annuus (Sunflower) Seed Wax, Sodium Alginate and Caprylic/Capric Triglyceride	JEEN Int'l	1.0

Procedure:

- 1.) Mix Phase A at room temperature
- 2.) Add Phase B until homogenous

You Can Count On Us!

This information is furnished without warranty, expressed or implied, except that it is accurate to the best knowledge of JEEN International Corporation. The data on this sheet relates only to the specific material designated herein.

May 3 , 2001



24 Madison Road, Fairfield, New Jersey 07004, USA
 Tel: 800-771-JEEN (5336), Fax: 973-439-1402,
 email: info@ieen.com Website: www.ieen.com

**Jeesperse® CPW-CG-T Eye Shadow
 (Patent Pending)
 Formulation J11-95 NJM**

Phase	Ingredients	INCI Nomenclature	Supplier	%
A	DI Water	Distilled Water		68.5
A	JEESPERSE CPW-CG-T	Cetyl Alcohol, Sodium Acrylate/Sodium Acryloyl Dimethyl Taurate Copolymer, Glyceryl Stearate, Caprylic/Capric Triglyceride	JEEN Int'l	3.0
A	JEESILC DMBF AQUA BASE	Dimethicone (and) Cetyl PEG/PPG-10 Dimethicone (and) Bis-Vinyl Dimethicone/Dimethicone Copolymer	JEEN Int'l	6.0
A	JEESILC PDS.1	Dimethicone	JEEN Int'l	4.0
A	Mineral Oil	Mineral Oil	JEEN Int'l	0.5
A	PVPK-30	Polvinylpyrrolidone	ISP	4.0
A	BTD 11S2	Titanium Dioxide (AND) Triethoxycaprylylsilane	Kobo	2.0
A	JEECIDE GII	Propylene Glycol, Diazolidinyl Urea, Methyl Paraben, Propyl Paraben	JEEN Int'l	1.0
B	KOBOMICA L-25	MICA	Kobo	3.0
B	KTZ Bronze	Mica and Titanium Dioxide	Kobo	5.0
B	Chromatique Cupreous Brown	Mica and Iron Oxide	Impact Color	2.0
B	El Dorado Wine Red	Mica and Iron Oxide	Impact Color	1.0

Procedure:

- 1.) Mix Phase A at room temperature
- 2.) Add Phase B until homogenous

You Can Count On Us!

This information is furnished without warranty, expressed or implied, except that it is accurate to the best knowledge of JEEN International Corporation. The data on this sheet relates only to the specific material designated herein.

Stability completed on January 14, 2011



24 Madison Road, Fairfield, New Jersey 07004, USA
 Tel: 800-771-JEEN (5336), Fax: 973-439-1402,
 email: info@ieen.com Website: www.ieen.com

**Jeesperse® CPW-2 Foundation
 (Patent Pending)
 Formulation J8-72**

Phase	Ingredients	INCI Nomenclature	Supplier	%
A	Jeesperse® CPW-2	Polyethylene, Sodium Polyacrylate	Jeen Int'l	1.5
A	DI Water	Distilled water		70
B	Jeechem® CTG	Caprylic / Capric Triglyceride	Jeen Int'l	7.8
B	Jeesilc® EM 90	Cetyl PEG/PPG-10 Dimethicone	Jeen Int'l	1.0
B	Jeesilc® PDS 200	Dimethicone	Jeen Int'l	1.9
C	Jeecide® G-II	Propylene Glycol, Diazolidinyl Urea, Methyl Paraben, Propyl Paraben	Jeen Int'l	1.0
C	Kobomica S-25	Mica	Kobo	3.0
C	WE70U	TiO2	Kobo	11.4
C	WE70B	Black IO	Kobo	.05
C	WE55Y	Yellow IO	Kobo	2.2
C	WE70R	Red IO	Kobo	.15

This product passed 6 months stability test.

Procedure:

- 1.) **Mix Phase A**
- 2.) **Mix Phase B until homogenous**
- 3.) **Add Phase B to Phase A mix until homogenous**
- 4.) **Add Phase C mix until homogenous**

You Can Count On Us!

This information is furnished without warranty, expressed or implied, except that it is accurate to the best knowledge of JEEN International Corporation. The data on this sheet relates only to the specific material designated herein.

Stability completed on September 9, 2010



24 Madison Road, Fairfield, New Jersey 07004, USA
 Tel: 800-771-JEEN (5336), Fax: 973-439-1402,
 email: info@ieen.com Website: www.ieen.com

**Jeesperse® CPW-2 Velvet Primer
 (Patent Pending)
 Formulation J9-52 NJM**

***Cold Process**

Phase	Ingredients	INCI Nomenclature	Supplier	%
A	DI.Water	Distilled water		75.0
A	Jeesperse® CPW-2	Polyethylene, Sodium Polyacrylate	JEEN Int'l	6.0
B	Jeelux® D2T	Isohexadecane, Dimethicone, Triisosteryl Citrate, Bis-Vinyl Dimethicone/Dimethicone Copolymer	JEEN Int'l	5.0
B	Jeesilc® EM-90	Cetyl PEG/PPG-10 Dimethicone	JEEN Int'l	2.0
B	Jeesilc® DS-8	PEG-8 Dimethicone	JEEN Int'l	1.0
B	Jeechem® CTG	Caprylic/Capric Triglyceride	JEEN Int'l	10.0
B	Jeecide® CAP-5	Phenoxyethanol, Caprylyl Glycol, Potassium Sorbate, Water, Hexylene Glycol	JEEN Int'l	1.0

This product passed 7 months stability test.

Procedure:

- 1.) Mix Phase A to room temperature
- 2.) Add Phase B until homogenous

You Can Count On Us!

This information is furnished without warranty, expressed or implied, except that it is accurate to the best knowledge of JEEN International Corporation. The data on this sheet relates only to the specific material designated herein.

Stability completed on June 7, 2010



24 Madison Road, Fairfield, New Jersey 07004, USA
 Tel: 800-771-JEEN (5336), Fax: 973-439-1402,
 email: info@ieen.com Website: www.ieen.com

Jeesperse® CPW-2 Sunscreen
 (Patent Pending)
Formulation J9-75BJM

***Cold Process**

Phase	Ingredients	INCI Nomenclature	Supplier	%
A	DI.Water	Distilled water		68.0
A	Jeesperse® CPW-2	Polyethylene, Sodium Polyacrylate	JEEN Int'l	10.0
A	Jeesilc® EM-90	Cetyl PEG/PPG-10 Dimethicone	JEEN Int'l	1.0
B	Jeecide® G-II	Propylene Glycol, Diazolidinyl Urea, Methyl Paraben, Propyl Paraben	JEEN Int'l	1.0
B	Sunscreen Blend		JEEN Int'l	20.0

This product passed 3 months stability test

Sunscreen Blend: Avobenzene 9.2%; Homosalate 46.6%, Octisalate 17.5%; Octycrylene 8.6%; Oxybenzone 18.1%

Procedure:

- 1.) Mix Phase A to room temperature
- 2.) Add Phase B until homogenous

This product passed 5 months stability test.

You Can Count On Us!

This information is furnished without warranty, expressed or implied, except that it is accurate to the best knowledge of JEEN International Corporation. The data on this sheet relates only to the specific material designated herein.

Stability completed on June 23, 2010



24 Madison Road, Fairfield, New Jersey 07004, USA
Tel: 800-771-JEEN (5336), Fax: 973-439-1402,
email: info@jeen.com Website: www.jeen.com

**Jeesperse® CPW-3 Sunscreen
(Patent Pending)
Formulation J9-80B NJM**

***Cold Process**

Phase	Ingredients	INCI Nomenclature	Supplier	%
A	DI.Water	Distilled water		69.0
A	Jeesperse® CPW-3	Polyethylene, Sodium Polyacrylate	JEEN Int'l	9.0
A	Jeesilc® EM-90	Cetyl PEG/PPG-10 Dimethicone	JEEN Int'l	1.0
B	Jeecide® G-II	Propylene Glycol, Diazolidinyl Urea, Methyl Paraben, Propyl Paraben	JEEN Int'l	1.0
B	*Sunscreen Blend		JEEN Int'l	20.0

This product passed 3 months stability test

***Sunscreen Blend: Avobenzene 9.2%; Homosalate 46.6%, Octisalate 17.5%; Octocrylene 8.6%; Oxybenzone 18.1%**

Procedure:

- 1.) Mix Phase A at room temperature
- 2.) Add Phase B until homogenous

You Can Count On Us!

This information is furnished without warranty, expressed or implied, except that it is accurate to the best knowledge of JEEN International Corporation. The data on this sheet relates only to the specific material designated herein.

Stability completed on August 5, 2010



24 Madison Road, Fairfield, New Jersey 07004, USA
 Tel: 800-771-JEEN (5336), Fax: 973-439-1402,
 email: info@jeen.com Website: www.jeen.com

**Jeesperse® CPW-5 Cream
 (Patent Pending)
 Formulation J11-2 NJM**

***Cold Process**

Phase	Ingredients	INCI Nomenclature	Supplier	%
A	DI.Water	Distilled water		80.5
A	Jeesperse® CPW-5	Polyethylene, Sodium Polyacrylate	JEEN Int'l	5.0
B	Coconut Oil	Cocos Nucifera (Coconut) Oil	JEEN Int'l	3.0
B	Avocado Oil	Persea Gratissima (Avocado) Oil	JEEN Int'l	3.0
B	Jeesilc® PDS-350	Dimethicone	JEEN Int'l	2.0
B	Glycerine 99%	Glycerine	JEEN Int'l	3.5
B	Jeechem® IPM, NF	ISOPROPYL MYRISTATE	JEEN Int'l	2.0
B	Jeecide® G-II	Propylene Glycol, Diazolidinyl Urea, Methyl Paraben, Propyl Paraben	JEEN Int'l	1.0

This product passed 4 months stability test.

Procedure:

- 1.) Mix Phase A at room temperature
- 2.) Add Phase B until homogenous

You Can Count On Us!

This information is furnished without warranty, expressed or implied, except that it is accurate to the best knowledge of JEEN International Corporation. The data on this sheet relates only to the specific material designated herein.

Stability completed on August 5, 2010

